

# **Weymouth Public Schools Homeless Student Update January 2013**

**Stephen Gould- Homeless Liaison**

**Janice Carrigan- McKinney Vento Grant  
Coordinator**

- **Defining Homelessness**
- **District Homeless Statistics**
- **Homeless Students in Massachusetts**
- **McKinney Vento Grant Support**
- **McKinney Vento Services Committee**

# Definition:

## Who is Homeless?

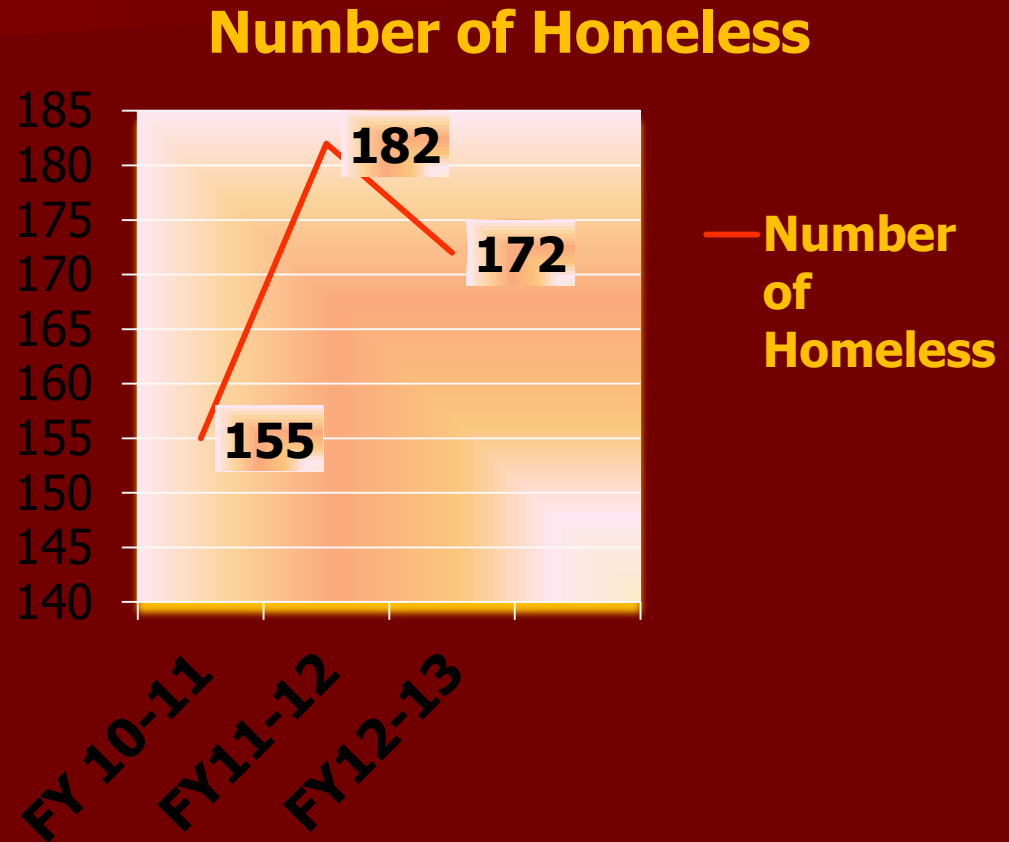
*Anyone who lacks fixed regular and adequate nighttime residence*

### ■ This Includes

- Shelters and Motels
- On the street: cars, parks, etc.
- Doubled up due to Economic hardship, loss of housing or similar reason.
- Unaccompanied Youth
- Awaiting Foster Care

# District Homeless Statistics

Academic Year	Number Homeless
<b>FY 10-11</b>	<b>155</b>
<b>FY 11-12</b>	<b>182</b>
<b>FY 12-13</b>	<b>172</b>



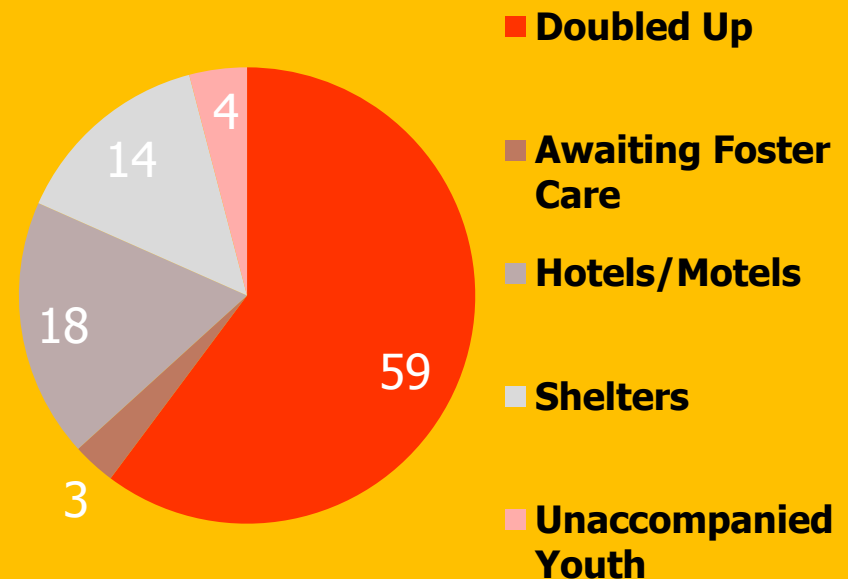
- A 17.4 % increase from FY10 to FY11 in District Homeless figures
- FY12 represents Sept. 2012 – Jan. 2013
- Final numbers will not be not be available until June

# WPS FY 13 Homeless Student Breakdown

## ■ By Category:

■ Doubled Up	<b>59%</b>
■ Awaiting Foster Care	<b>3%</b>
■ Hotels/Motels	<b>18%</b>
■ Shelters	<b>14%</b>
■ Unaccompanied Youth	<b>4%</b>

## Percentage



# Weymouth FY 13 Homeless Student Breakdown

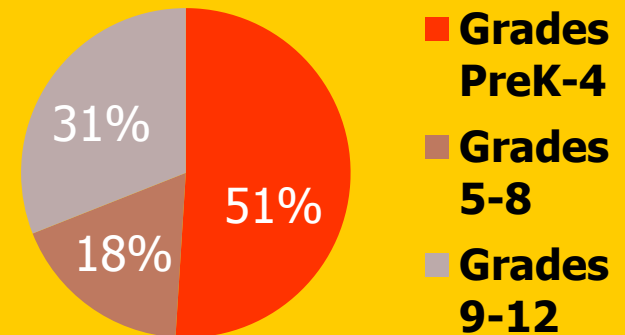
## By Grade Level

Grades PreK-4                      51%

Grades 5-8                        18%

Grades 9-12                      31%

## WPS Students



# **Out of District Homeless Transportation**

**Total 33 Students to 13 Communities**

<b>COMMUNITIES AS OF 1/11/2013</b>	
<b>Attleboro</b>	<b>Holbrook</b>
<b>Braintree</b>	<b>Hyde Park</b>
<b>Brockton</b>	<b>Middleboro</b>
<b>Canton</b>	<b>Newton</b>
<b>Dorchester</b>	<b>Norwood</b>
<b>Rockland</b>	<b>Roxbury</b>
<b>Whitman</b>	

# Homeless Students in Massachusetts

■ **Statewide Total - 15,085 \***

■ Shelters	22%
■ Doubled Up	41%
■ Unaccompanied	5%
■ Unsheltered	1%
■ Motels	18%
■ Awaiting Foster Care	13%

■ \* Source – MA DESE

# District Comparisons

Town	# Homeless	Total District Enrollment	Percent Homeless
Attleboro	62	5,933	1%
Framingham	325	8,172	4%
Westfield	68	5,922	1%
Worcester	2,779	24,411	11%
Weymouth	172	6,925	2%

- **Attleboro & Westfield** are comparable districts per MA DESE due to their Enrollment and Special Population Groups.
- **Weymouth** has been historically compared to **Framingham** in other areas.
- **Worcester** selected to illustrate homelessness in a large Urban area.



# **McKinney Vento Grant Parent /Student Support**

**FY 13 - \$20,000**

## **Allocation**

- **Tutoring Services**
- **Weycare Tuition Assistance**
- **Individual Student Classroom Supplies**
- **WPS Summer School Tuition Assistance**
- **Funds available to shelters and WPS to provide clothing and personal items to Unaccompanied Youth.**

# McKinney Vento Homeless Education Program Services Coordination Committee

## ■ **Mission-**

- *To assess the needs and to assist in the provision of services to the district's homeless student population.*

## ■ **Members include-**

<b>McKinney Vento Grant Coordinator</b>	<b>Weycare Director</b>
<b>WPS Homeless Liaison</b>	<b>Title I Coordinator</b>
<b>DCF Representative</b>	<b>Local Shelter Directors</b>
<b>WPS Coordinator of Health Services</b>	<b>WPS Director of Transportation</b>
<b>WHS Counselor Representation</b>	<b>WPS Grants Mgmt. Representative</b>

- **Meets Quarterly** – Throughout the Academic Year
  - Weymouth Public Schools Administration Building