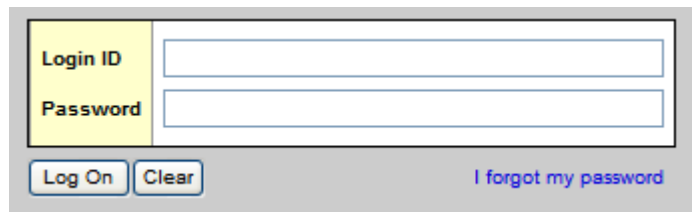


WHS Student Directions

How to log on to X2

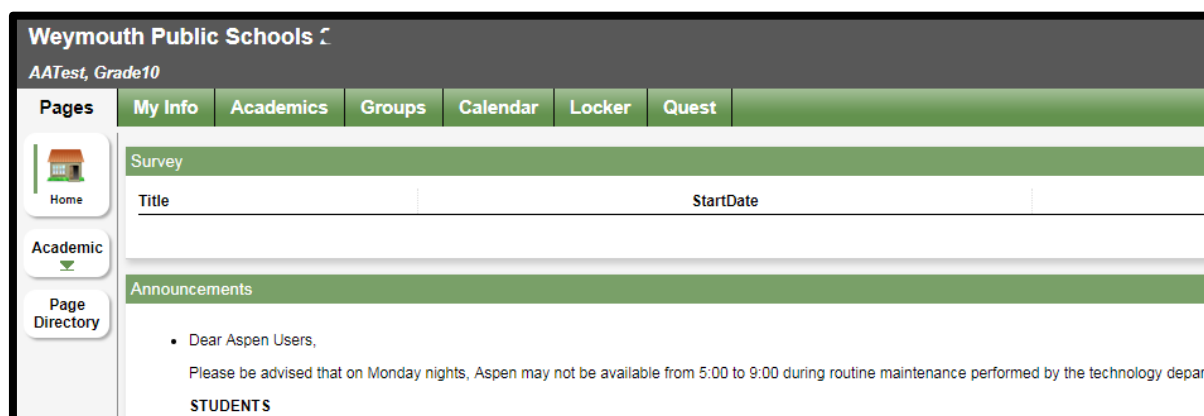
<https://ma-weymouth.myfollett.com>. On a school computer, this will be in your favorites. Do not try to "Go o gle" it — you will not get the correct site.



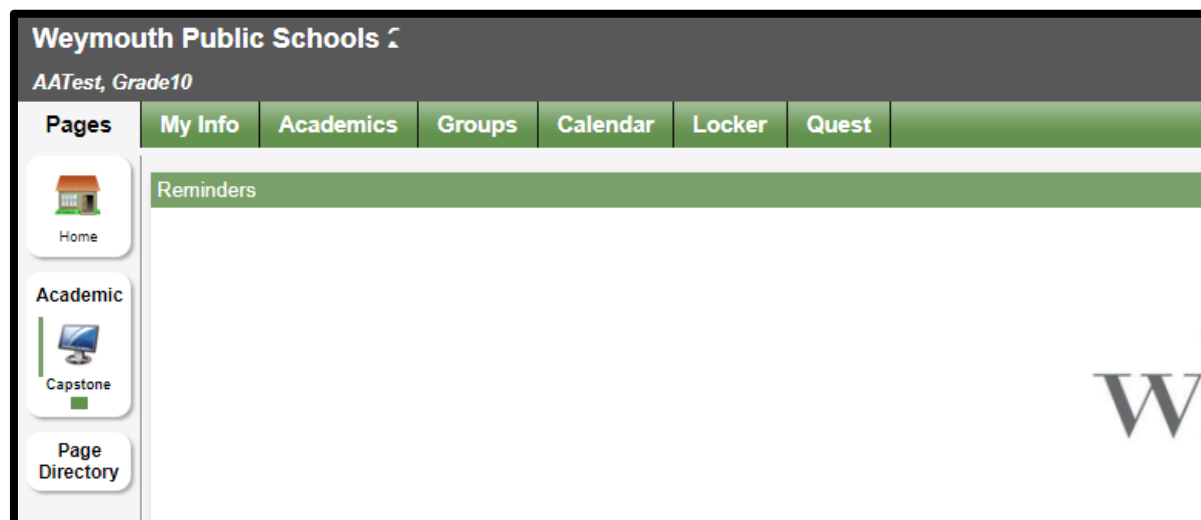
A login form with a yellow background. It has two input fields: "Login ID" and "Password". Below the fields are two buttons: "Log On" and "Clear". To the right of the buttons is a link that says "I forgot my password".

Your user name is the same as you use for the computer and email. Depending when your account was created, your password will either start with "7".

After log-in you should get this window:



The dashboard for Weymouth Public Schools X2. The header shows "Weymouth Public Schools" and "AA Test, Grade10". Below the header is a navigation bar with tabs: "Pages", "My Info", "Academics", "Groups", "Calendar", "Locker", and "Quest". The "Pages" tab is selected. On the left is a sidebar with icons for "Home", "Academic", and "Page Directory". The main content area has a "Survey" section with a table with columns "Title" and "StartDate". Below the survey is an "Announcements" section with a message: "Dear Aspen Users, Please be advised that on Monday nights, Aspen may not be available from 5:00 to 9:00 during routine maintenance performed by the technology department. STUDENTS".



The dashboard for Weymouth Public Schools X2. The header shows "Weymouth Public Schools" and "AA Test, Grade10". Below the header is a navigation bar with tabs: "Pages", "My Info", "Academics", "Groups", "Calendar", "Locker", and "Quest". The "Pages" tab is selected. On the left is a sidebar with icons for "Home", "Academic", and "Page Directory". The main content area has a "Reminders" section. A large "W" logo is visible in the bottom right corner.

If your teacher uses a "Page", go to "Page Directory" at the bottom left and "add" any pages you need/want.