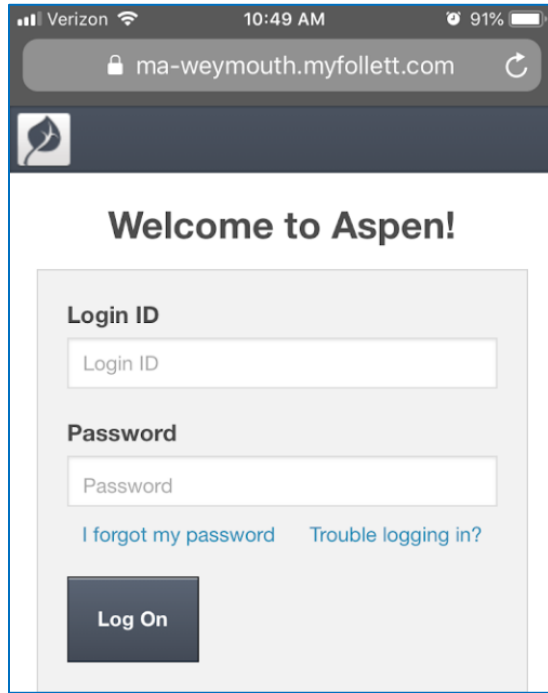


## Aspen Mobile for Students and Families

You can check your grades and school information anytime, anywhere, using Aspen Mobile on your smart- phone or tablet.

### To use Aspen Mobile:



On your mobile device, type the url in the address bar of a Web browser:

<https://ma-weymouth.myfollett.com> .

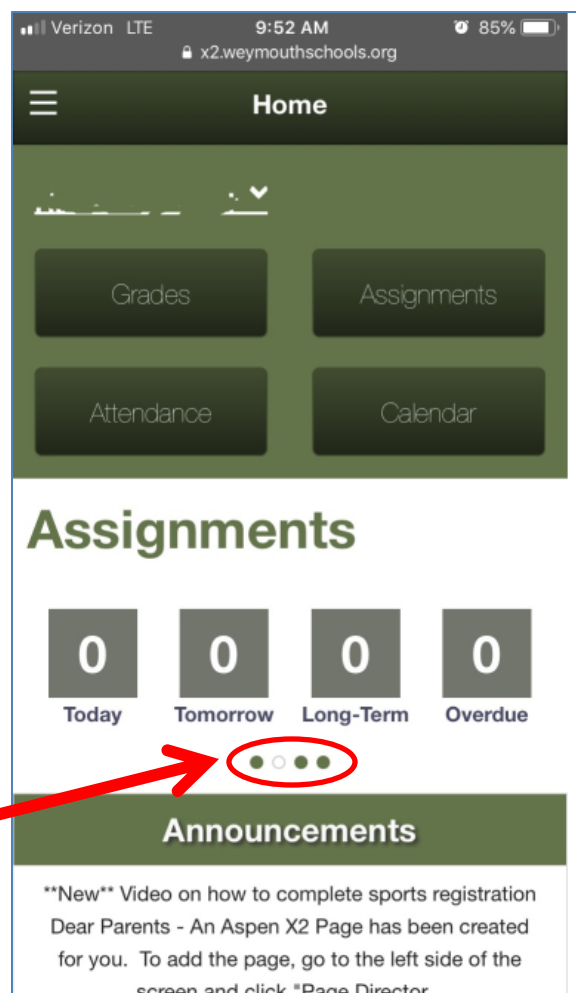
The Aspen Mobile logon page appears.

Enter your Aspen username and password.  
Aspen Mobile opens

You can click the Grades, Assignment, Attendance or Calendar buttons on the Home screen. You will also see those items “scroll” below in the white area. Announcements will show through all scrolls. You can “swipe” through the four items.

Assignments Due will only show if the teacher is using Aspen for submissions for assignments. Do not assume nothing is due.

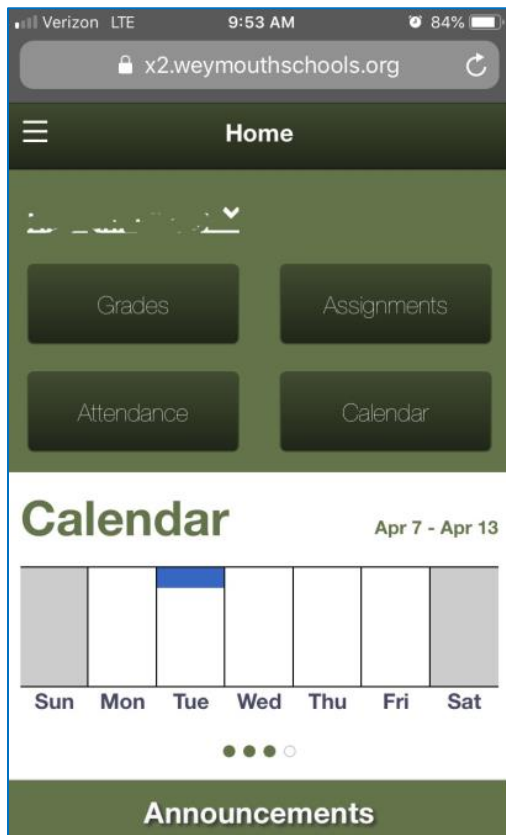
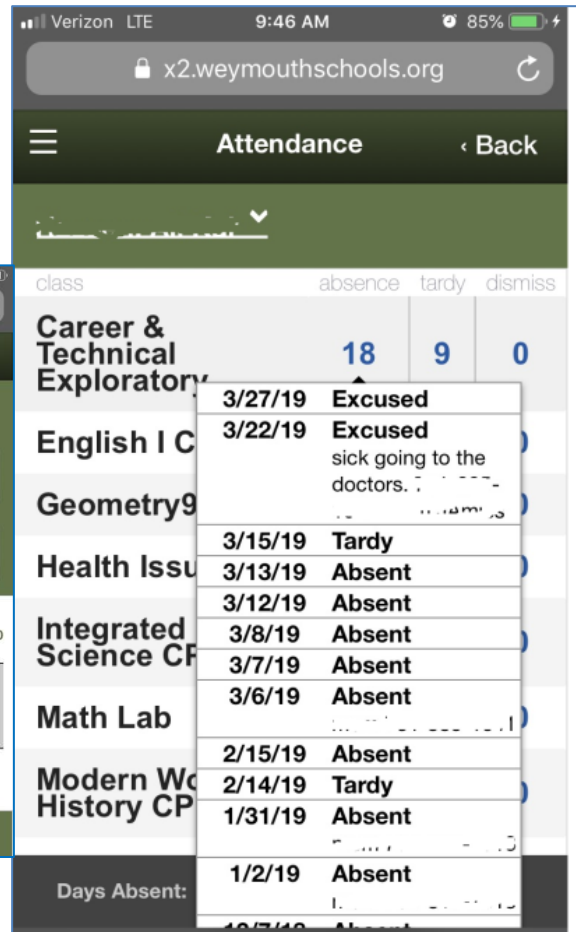
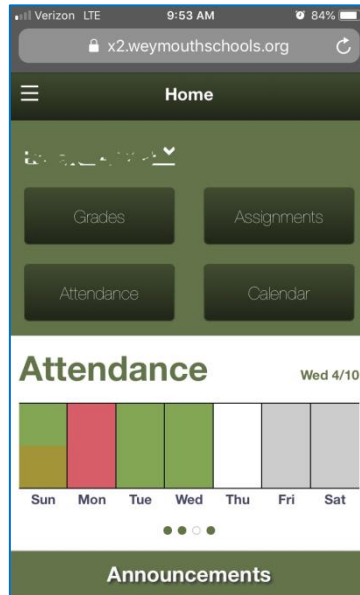
These four dots show the four areas available by “swiping”.



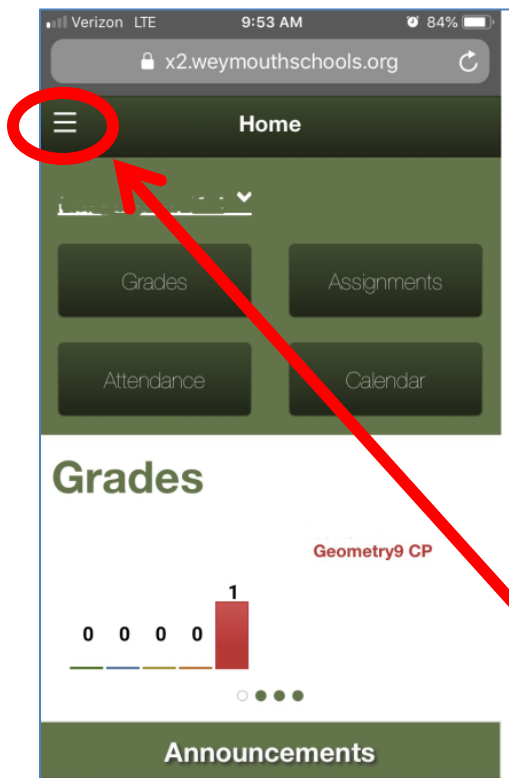
The attendance button brings you to a screen like this, where you can see the overall attendance, tardies and dismissals for all classes. You can click on the individual numbers to get more information.

When attendance is showing on the home screen, it does not appear to show true information.

Checking the full site would be the best way to see daily attendance. Directions for the full site are shown below.

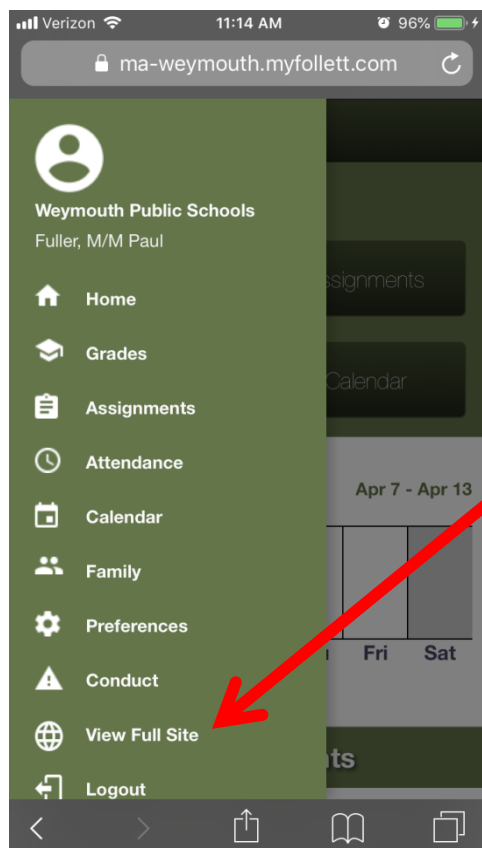


The Calendar will show past assignments, test, quizzes, etc. and may show future if the teacher puts them in.



The white area “Grades” will show recent posting of grades by teachers. You can click on the class to review further information about the grades

Menu



At any time, you can go to the three menu (three lines at the upper left). There are more choices here and it will provide a link to the full site, which would provide even more information.